

MICHEL EFFE



PRODUCT INFO

DESIGNER: ANTONIO CITTERIO

TYPOLOGY: SOFAS

COLLECTION: B&B ITALIA

YEAR: 2015

DESCRIPTION

WITH MICHEL EFFE, THE NEW SEATING SYSTEM BY ANTONIO CITTERIO, AN IMPORTANT CHAPTER IS ADDED TO THE SUCCESSFUL STORY THAT STARTED IN 2012 WITH MICHEL, THE FIRST MODULAR SOFA FROM THE SERIES. BORN FLOATING WITH ITS HIGH FOOT AND SEAT VOLUMES, IT CONTINUES TO BE THE CHOICE OF PEOPLE WHO LOVE MODERNITY, AND THOSE WHO PREFER FURNISHINGS THAT HIDE THEIR SOLIDITY BEHIND AN IMAGE OF LIGHTNESS. NOW MICHEL EFFE, WHICH IS THE BRAND NEW PROPOSAL FROM THE SERIES. SOME OF THE CHARACTERISTICS ARE UNALTERED, SUCH AS THE TWO DEPTHS, BUT IT IS MORE ESSENTIAL THAN ITS PREDECESSORS. IT REVEALS A NEW DESIGN THANKS TO A SIMPLIFICATION OF THE SEAT WITH A SINGLE CUSHION. IT IS THINNER, BUT NOT LESS COMFORTABLE. EVERYTHING SUPERFLUOUS HAS BEEN ELIMINATED, BUT ITS 36 MODULAR ELEMENTS AND 5 OTTOMANS, ALONG WITH FOUR LINEAR SOFAS, ALLOW FOR A WIDE RANGE OF CONFIGURATIONS. THE FRAME IS PRESENTED IN THE NEW PEWTER PAINTED FINISH, WHICH IS ADDED TO THE BLACK CHROMED AND THE BRONZED NICKEL PAINTED THAT ARE ALREADY IN COLLECTION.

MICHEL EFFE

TECHNICAL INFORMATION

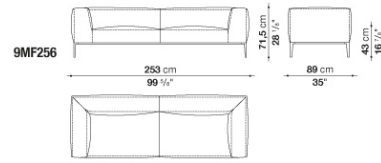
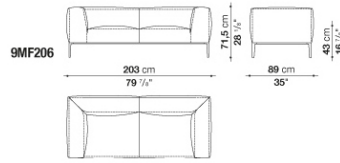
- **BACK AND ARMREST INTERNAL FRAME:**
TUBULAR STEEL AND STEEL PROFILES
- **BACK AND ARMREST INTERNAL FRAME UPHOLSTERY:**
BAYFIT® (BAYER®) FLEXIBLE COLD SHAPED POLYURETHANE FOAM, POLYESTER FIBRE, POLYESTER FIBRE COVER
- **SEAT INTERNAL FRAME:**
PAINTED TUBULAR STEEL AND STEEL PROFILES, MULTILAYERED WOOD PANEL, SHAPED POLYURETHANE
- **SEAT CUSHION UPHOLSTERY:**
SHAPED POLYURETHANE OF DIFFERENT DENSITY, STERILIZED DOWN POLYESTER FIBRE COVER
- **BACK CUSHION UPHOLSTERY (MF65C):**
SHAPED POLYURETHANE, STERILIZED DOWN, COTTON COVER
- **BACK CUSHION UPHOLSTERY (MF65CP):**
SHAPED POLYURETHANE, STERILIZED DOWN, POLYESTER FIBRE, COTTON COVER
- **SUPPORT FRAME:**
PAINTED DIE-CAST ALUMINIUM AND EXTRUSIONS
- **FERRULES:**
THERMOPLASTIC MATERIAL
- **COVER:**
FABRIC OR LEATHER

MICHEL EFFE

TECHNICAL DRAWINGS

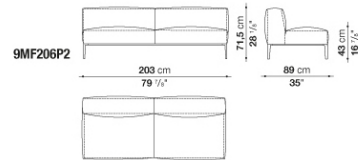
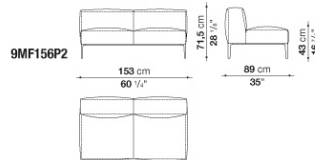
9MF206

9MF256



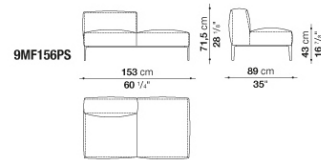
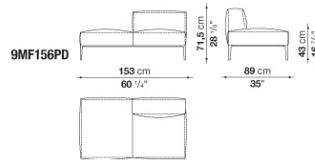
9MF156P2

9MF206P2



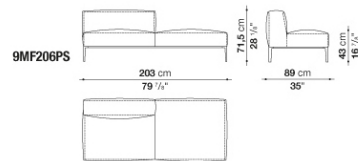
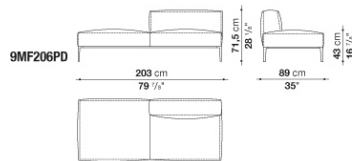
9MF156PD

9MF156PS



9MF206PD

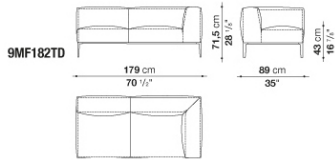
9MF206PS



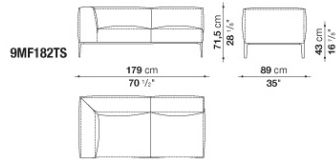
MICHEL EFFE

TECHNICAL DRAWINGS

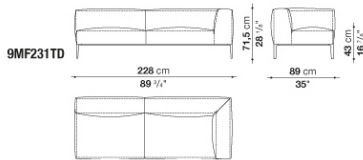
9MF182TD



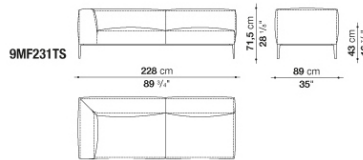
9MF182TS



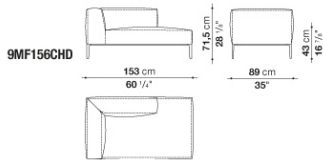
9MF231TD



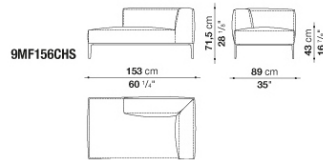
9MF231TS



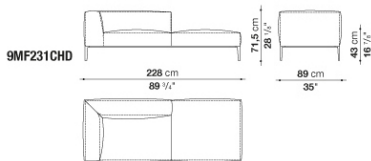
9MF156CHD



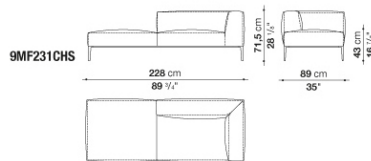
9MF156CHS



9MF231CHD



9MF231CHS

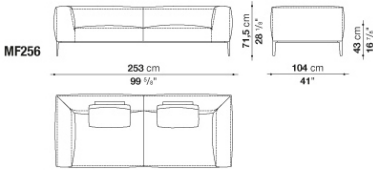
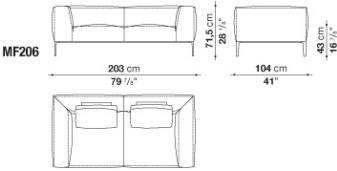


MICHEL EFFE

TECHNICAL DRAWINGS

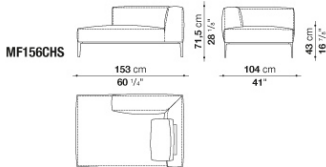
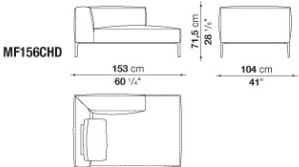
MF206

MF256



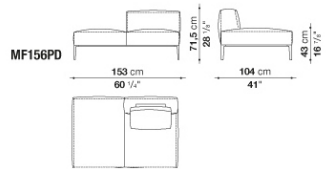
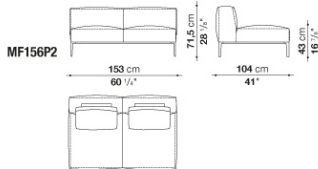
MF156CHD

MF156CHS



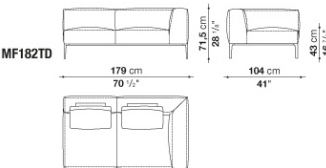
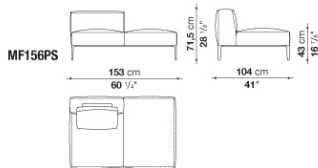
MF156P2

MF156PD



MF156PS

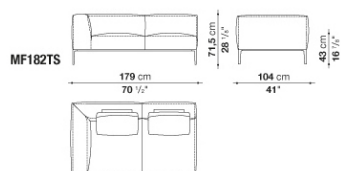
MF182TD



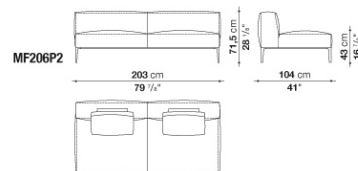
MICHEL EFFE

TECHNICAL DRAWINGS

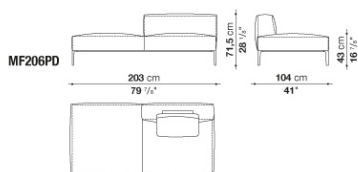
MF182TS



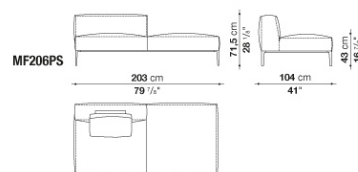
MF206P2



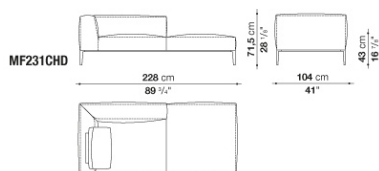
MF206PD



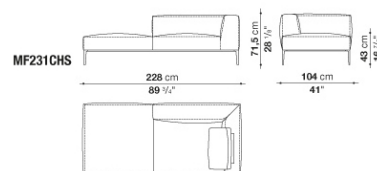
MF206PS



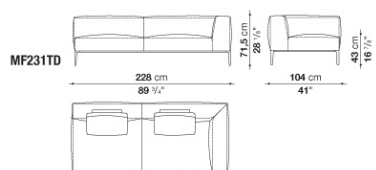
MF231CHD



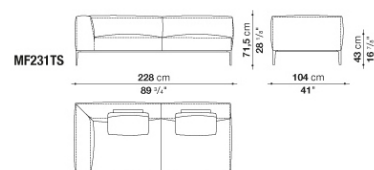
MF231CHS



MF231TD



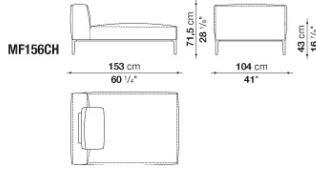
MF231TS



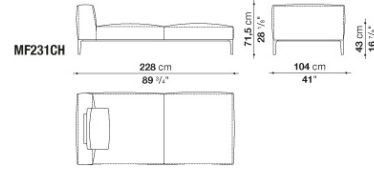
MICHEL EFFE

TECHNICAL DRAWINGS

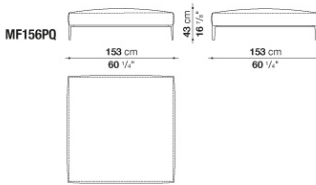
MF156CH



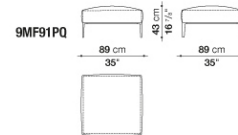
MF231CH



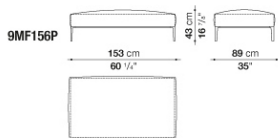
MF156PQ



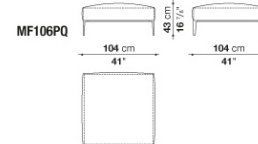
9MF91PQ



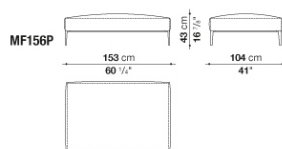
9MF156P



MF106PQ



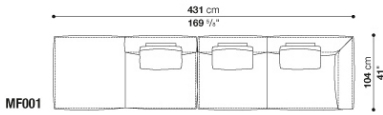
MF156P



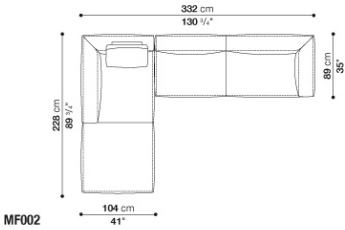
MICHEL EFFE

COMPOSITIONS

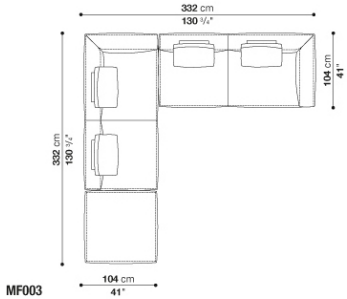
01



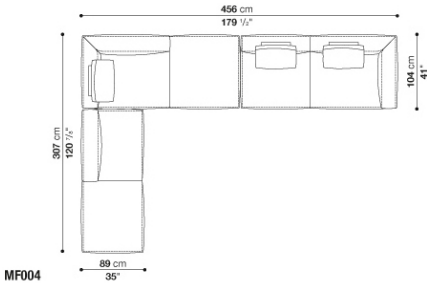
02



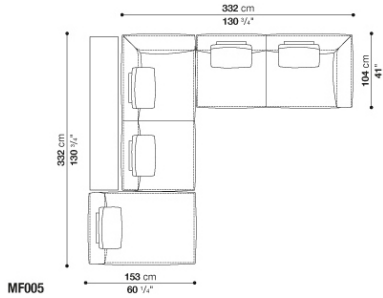
03



04



05



06

